

DATA LOGGING SOLUTIONS CONCRETE CURING



The MadgeTech Advantage

Ensure safety, quality and efficiency by measuring and recording crucial data for inconsistencies that directly impact the success of a business. Our customizable data logging solutions provide real-time monitoring for applications where the slightest change in environment could be destructive. Coupled with the accuracy and reliability of our products, we also offer free software and cloud services, making compliance and validation reporting a breeze.

Why Choose MadgeTech?

At MadgeTech we take pride in maintaining meaningful relationships with our customers, going above and beyond to turn their everyday problems into new data logging solutions. To ensure the instrument's accuracy, MadgeTech offers in-house standard and customized calibration services, including ISO/IEC 17025 accredited calibrations for certain products.

Benefits:

- ▲ Calibration
- ▲ ISO/IEC 17025 Accreditation
- ▲ IQ/OQ/PQ On-Site Services
- ▲ Free Technical Support
- ▲ Free Software
- ▲ Cloud Services
- ▲ 21 CFR Part 11 Compliance

MadgeTech data loggers are designed, manufactured and serviced in the USA and distributed worldwide.



HEADQUARTERS
Warner, New Hampshire

Temperature Monitoring



MadgeTech's thermocouple temperature data loggers are used to monitor concrete throughout the curing process. Thermocouples can be embedded within the concrete so that the actual temperature of the mixture is continually logged. MadgeTech offers a variety of thermocouple temperature data logger options including single and multi-channel, submersible, wireless and even options with LCD display.

Single Channel Temperature Data Logger with Display

The **TCTemp2000** is a thermocouple temperature data logger perfect for applications requiring instant remote readings of temperature. The 8-button keypad and large LCD provide convenient access to current data and data logger setup.


- Digital Display
- Accepts J, K, T, E, R, S, B or N Type Thermocouples
- Memory Capacity of 131,000+ Readings



Multi-Channel Temperature Data Loggers

For monitoring several different locations of the curing process on one device, MadgeTech offers the **TCTempX Series** data loggers. These 4, 8, 12, and 16-channel thermocouple data loggers are ideal for remote temperature monitoring or multiple points in a central location.

- Accepts a Variety of Thermocouples
- Memory Capacity of 2,000,000+ Readings
- Individual Cold Junction Compensation



Compact Temperature Data Logger

The **TC101A** temperature data logger, is a compact, versatile device to be used with thermocouple probes for accurate temperature monitoring and profiling. This data logger is an ideal and affordable solution for applications such as monitoring concrete throughout the curing process and many general purpose temperature monitoring applications.



- Compact Size
- Accepts a Variety of Thermocouples
- Available in 3 Thermocouple Connections

Rugged, Submersible Temperature Data Logger

The **TCTemp1000** is a rugged, submersible, battery powered thermocouple based temperature data logger. This stand-alone device is compact, making it portable and easy to use. It features the ability to record up to 16,383 readings per channel, making it ideal for lengthy deployments.

- Submersible up to 150 Feet
- Accepts a Variety of Thermocouples
- Individual Cold Junction Compensation



Wireless Temperature Monitoring

The **RFTCTemp2000A** is a wireless thermocouple based temperature data logger. This device measures both ambient and thermocouple temperature. The convenient LCD provides instant viewing of the current ambient and thermocouple readings, as well as access to minimum, maximum and average statistics. Data can also be sent wirelessly to a central PC.

MadgeTech's wireless data loggers feature an audible alarm to alert users in close proximity. If the temperature exceeds the safe range, the audible alarm alerts users to take immediate action. Email and SMS alerts can also be configured. Wireless data loggers can also be connected to the MadgeTech Cloud, making real-time data available from any internet enabled device.

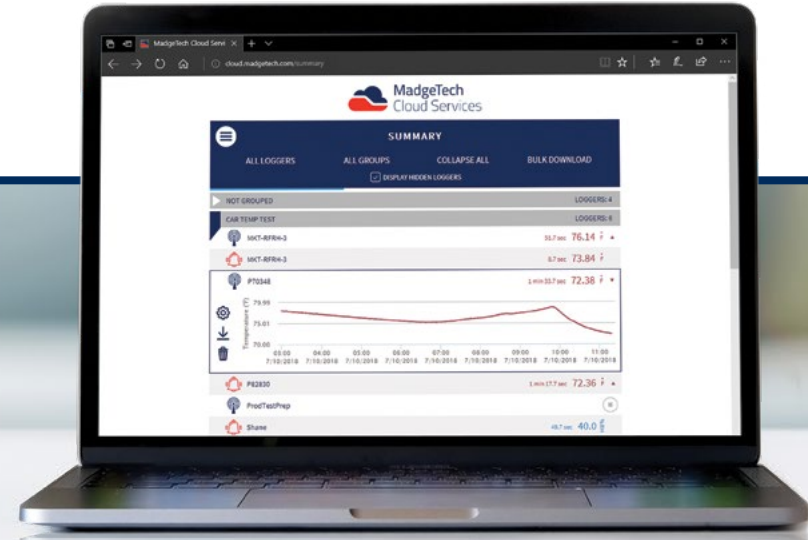
- Digital Display
- Continuous Monitoring
- Configurable Alarms & Notifications





MadgeTech Cloud Services

Access Data Instantly and Securely
from Anywhere in the World



The **MadgeTech Cloud** is compatible with all MadgeTech wireless data loggers, providing users with instant access to real-time data from any location. With the MadgeTech Cloud, data loggers can securely transmit data to be viewed on any Internet enabled device such as a computer, tablet or smartphone.

Scalable Solution

The MadgeTech Cloud is designed to support organizations of any size. From a single data logger to a network consisting of hundreds of loggers, the MadgeTech Cloud provides facilities with on-demand data supervision, attainable results, and flexibility like never before. The MadgeTech Cloud gives users the power to have control of all their critical data right in the palm of their hand.

Cloud Capabilities

All wireless MadgeTech data loggers can transmit data to the MadgeTech Cloud to be saved, viewed and controlled. The data is available for viewing from any Internet enabled device anywhere in the world. Equipped with many features, the MadgeTech Cloud is flexible enough to adapt to any data logging needs.

New Logger Groups

Assembling data loggers is easier than ever thanks to the MadgeTech Cloud's Logger Groups. Users have the ability to organize data loggers into groups and subgroups, making all data easily accessible from one central location.

Email & Text Message Alerts

The MadgeTech Cloud allows users to configure alarms to alert for no readings, channel thresholds or battery level. When an alarm is triggered, text message or email notifications are instantly sent, giving users the ability to view the data and assess the situation immediately.



Quick and
Easy Setup



View Data
From Anywhere



Access Data
Instantly



Email and Text
Notifications

MadgeTech 4 Software



The simple, easy-to-use, Windows-based software enables the user to effortlessly collect, display and analyze data. A variety of powerful tools can be used to examine, export, and print professional quality reports with just a click of the mouse. This software can be downloaded for free from the MadgeTech website.

MadgeTech 4 Software Customizable Features and Options

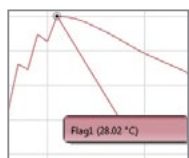
MadgeTech 4 Software can communicate with multiple loggers through multiple interface cables. Capable of simultaneous start, stop and download of over 100 devices, this software serves as your virtual command center for large scale facilities and small. Display your data in graphs, with tabbed views and multi-monitor support. Utilize the infinite graphing flexibility by combining channels and datasets as desired. All graphing makes use of accelerated graphics hardware for real-time updating and high performance visuals.

MadgeTech 4 Software is designed with a built-in database for automatic storage of downloaded data. The look and feel is organized much like standard email programs to aid in user friendliness and ease of use. MadgeTech 4 Software also offers extensive alarming options across multiple devices, wireless and non-wireless. Alarm output options include email, on-screen, text message and run-a-program alerts.

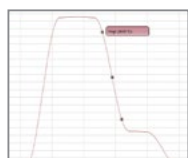
MadgeTech 4 Software has a powerful and comprehensive statistics system that allows the user to customize and view statistics as desired. Another feature is customizable engineering units. This enables users to support and program devices with many different unit types as well as the ability to display them as an alternate unit if desired.

Software Features

- Multiple Graph Overlay
- Statistics
- Digital Calibration
- Zoom In / Zoom Out
- Cooling Flags
- Lethality Equations (F0, PU)
- Mean Kinetic Temperature
- Full Time Zone Support
- Data Annotation
- User Friendly File Management
- Min. / Max. / Average Lines
- Timeslice
- Data Table View
- Automatic Report Generation
- Summary View
- Workflows / Automation




Cooling Flags



Graph View

Time	Time Zone	Data
1:13:27 PM	-04:00	-0000.00
1:14:27 PM	-04:00	-0000.00
1:15:27 PM	-04:00	-0000.00
1:16:27 PM	-04:00	-0000.00
1:17:27 PM	-04:00	-0000.00
1:18:27 PM	-04:00	-0000.00
1:19:27 PM	-04:00	-0000.00
1:20:27 PM	-04:00	-0000.00
1:21:27 PM	-04:00	-0000.00
1:22:27 PM	-04:00	-0000.00
1:23:27 PM	-04:00	-0000.00
1:24:27 PM	-04:00	-0000.00
1:25:27 PM	-04:00	-0000.00

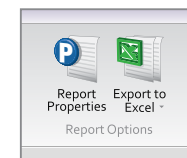
Tabular Data View



Alarm Notifications



Automation



Export to Excel